


There are many other pleasing details. The Quickly is fitted with knock-out spindles which make wheel-changing easy.

On the right side of the machine there is a handy grip with which the rider may, if needed, carry his Quickly past traffic jame or up a stairway. The prospective Quickly owner may choose from several attractive colours.

The Quickly is economical. Its consumption is so low that its upkeep can be easily covered in a few months. The Quickly tank holds 1 gallon of fuel—that is ample for a distance of at least 150 miles. It can be used to work every day without demanding constant cleaning and maintenance.

NSU have extensive servicing organisations in many parts of the world. The NSU rider is never forgotten. In all the larger centres there are NSU servicing shops ready to attend to Quickly riders.

For happy, carefree riding - say NSU Quickly



NSU (GREAT BRITAIN) LTD.

7, Chesterfield Gardens
Curzon Street

LONDON, W.1

(Tel. Grosvenor 4446)



DETAILS:

Motor:

Two-stroke 49 cc. NSU motor; electric lighting; flywheel lighting; magneto-ignition.

Gearbox:

Power transmission: motor-clutch-cog wheels - two-speed gearbox - three-speed gearbox on request - chain - rear wheel. Total transmission in 1st gear: 30.06 : 1; in 2nd gear: 15.99 : 1. Three-speed gearbox: 1st gear: 37.5 : 1; 2nd gear: 25.05 : 1; 3rd gear: 15.99 : 1. Climbing capacity: 1st gear 22%, 2nd gear 12.5%, 3rd gear 6.5% relating to the total weight (weight of machine + 75 kg) and normal height above sea level (760 mm).

Chassis:

Middle pressed frame, torsion-free and stable, scientifically tested for vibration, modern design; front wheel elasticity; swinging axle; motor cycle rocking seats; knockout axles front and rear.

Dimensions and Weight:

Wheel-base 46.57 in (1183 mm); overall length 74.61 in (1895 mm); overall width, handlebar 25.27 in (642 mm); overall height, adjustable 37.79 in (960 mm); seat height, adjustable 30.72 in (780 mm); ground clearance 4.92 in (125 mm); fuel tank capacity 1 gal. reserve 1 pint (4.5 litres, reserve 0.4 litre); tyres 26 by 2.00; weight 73 lbs (33 kg).

Power and Consumption:

Powerful two-stroke NSU motor, great climbing capacity, average consumption 180 miles per gallon.



Quickly



Printed in Germany by F. Bruckmann Munich



NSU WERKE AKTIENGESellschaft NECKARSULM (Germany)


Why is the Quickly so popular?

Today there are more than 750,000 NSU Quickly mopeds in use throughout the world—a figure unrivalled by any other manufacturer. And every month, additional orders flood in to the NSU factory from no less than 115 different countries. These figures speak for themselves. They prove that the Quickly has earned for itself a world-wide reputation for performance and reliability.

The Quickly has shown its paces under all conditions, and the final judges, the riders themselves, have expressed their satisfaction. After all, the proof of the pudding . . .


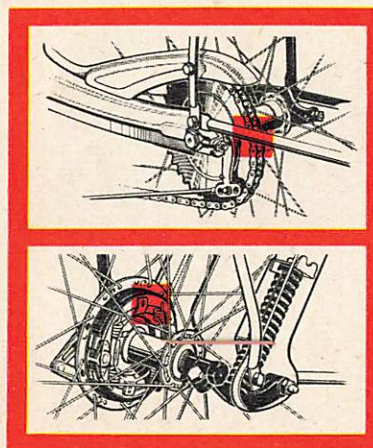
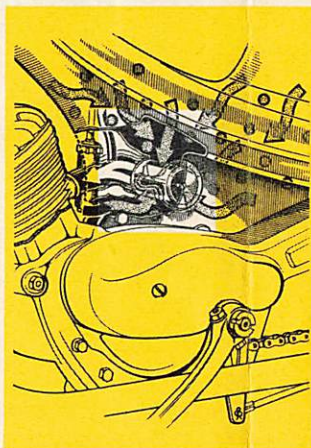
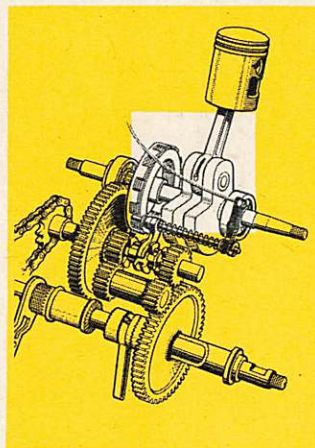
Here are the advantages which Quickly owners soon discovered for themselves—advantages which make the Quickly the most successful moped in production anywhere in the world.

Everything
about
Quickly:



The Quickly motor can stand the most demanding punishment. Quickly riders can travel for thousands of miles without thought of repairs. In part, this is due to special air filtering equipment which is fitted to the Quickly. The air filtering process which NSU have developed ensures that the Quickly motor receives only calmed, dust-free air. This reduces wear on the motor to a minimum and gives extra long life.

The Quickly has a modern pressed chassis which has been vibration tested to give maxi-



mum stability and resistance to torsion. It is shaped attractively.

Two internally-expanding shoe brakes, as fitted to motor cycles, are used on the Quickly. NSU do not use free wheel brake hubs.

Like a motor cycle, the Quickly can be kick-started from a standing position. But, unlike the motor cycle, a light kick is sufficient.

The Quickly is a climber. A hand's turn and it will take mountain passes and steep slopes with gradients up to 1 in 5½. And its power is soon evident on the flat.

The Quickly rider can meet any situation with the NSU two-speed gearbox. But for those who want extra acceleration or want to climb more easily in hilly country, NSU make a three-speed gearbox.